

Key statistics - NSW Carers Register

Summary

- The number of authorised carers has remained stable since June 2020
- 14% of Authorised Carers identify as Aboriginal or Torres Strait Islander
- 62% of Carers are Female and 38% are Male, 0.01% identify as Gender X
- 50% of Household members are over 18 years of age and require a Working with Children Check
- DCJ manages 47% of the households in the Carers Register, NGO manage the other 53%

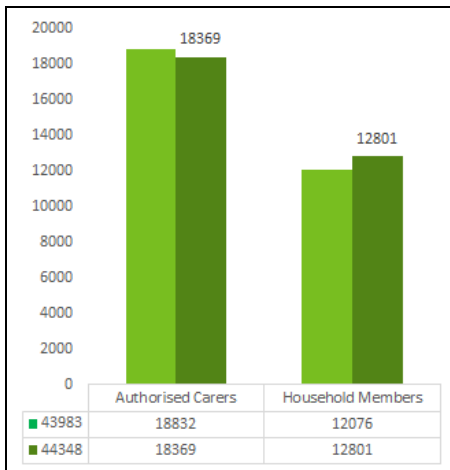
*Data represents a snapshot at the end of the quarter indicated apart from Cancelled, Surrendered, Refused, Withdrawn data which covers this quarter compared to last year's corresponding quarter.

If you would like more information on the Carers Register, please email us at carers-register@ocg.nsw.gov.au

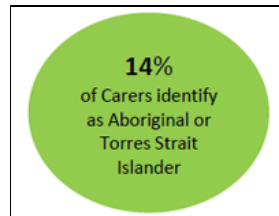
- Carers Register key statistics - previous quarters, previous years (55.3KB)
- Carers Register key statistics - previous quarters, previous years – PDF (307.1KB)

Carers Register this quarter

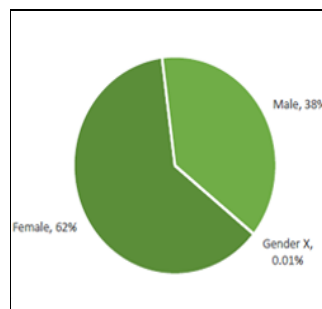
Statistics at 30 June 2021



Number of current authorised carers and household members



Carers - Aboriginal or Torres Strait Islander

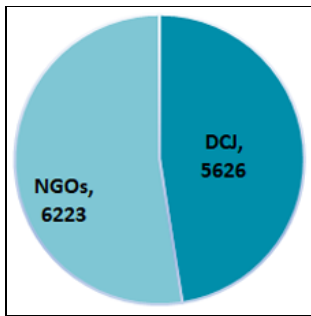


Carers - gender

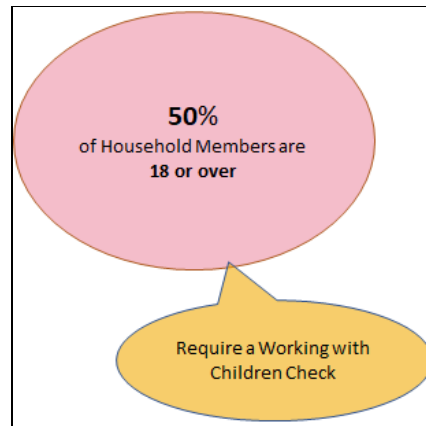
Carers and applicants

Current applications

Number of household applications	1,886
-----------------------------------------	-------



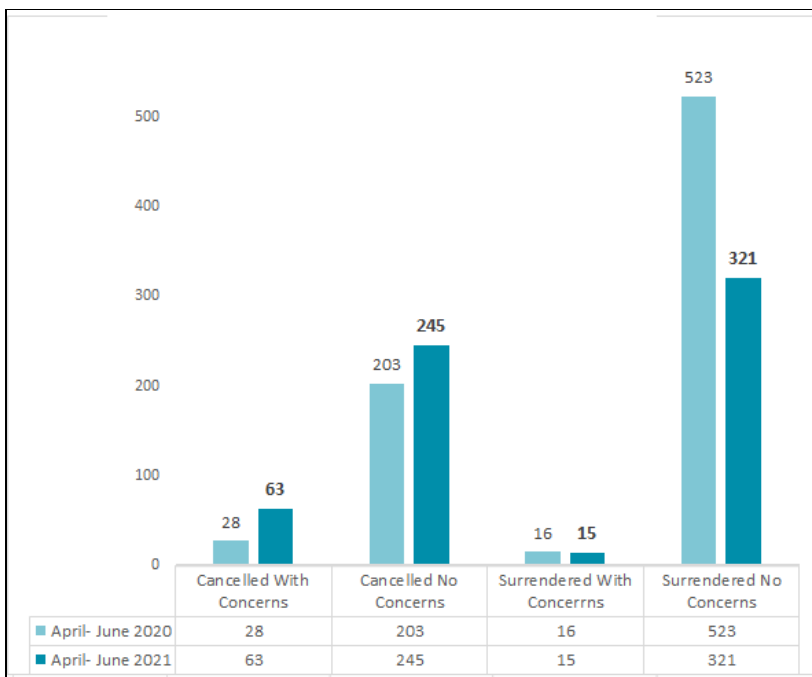
Households managed by NGOs or DCJ



Adult household members

Number of carer applicants

Tables – applications



Carers and applicants - cancelled or withdrawn

Carer applications refused or withdrawn

Status	April – June 2020	April – June 2021
Refused	79	100
Withdrawn – no concerns	326	400
Withdrawn with concerns	66	45